

How to use the State Department Passport Application
Go to the State Department website at www.state.gov

Click on TRAVEL, then PASSPORTS





TRAVEL.STATE.GOV

A SERVICE OF THE BUREAU OF CONSULAR AFFAIRS
U.S. Department of State

Click on FORMS, then PASSPORT BY MAIL: DS-82

- Passports
- Apply for Passport
- Renew Passport
- Processing Times
- Fees
- Forms**
- Photo Requirements
- Get a Passport in a Hurry
- Application Status
- Passport Card
- Change or Correct Passport
- Lost or Stolen Passports
- FAQs
- Contact Us
- Policy and Announcements
- About Our Office

Passports

Print Email

Passport Announcements

- New Requirement for ALL U.S. Birth Certificates
- Castelano Class Member Applications Due December 31th

- Passport Application: DS-11
- Passport by Mail: DS-82**
- Add Pages: DS-4085
- Change or Correct: DS-5504
- Report Lost or Stolen: DS-64
- Minor Consent: DS-3053

Renew By Mail



- First Time Adult Applicant (Age 16 and Older)
- Minor Applicant (Under Age 16)
- Where to Apply in the U.S.
- Renew a Passport
- Have a Passport Book?
- Apply for a Passport Card by Mail

Lost or Stolen U.S. Passport

Correct or Change U.S. Passport Information

Information & Assistance

National Passport Information Center
1-877-487-2778
1-888-874-7793 (TDD/TTY)
Send an E-Mail

Travel Warnings

- Syria 04/25/2011
- Uzbekistan 04/25/2011
- Mexico 04/22/2011
- More >

Other Government Websites

- USA Gov Service Locator
- Department Of Homeland Security
- The White House
- More >



INTERNATIONAL TRAVEL

PASSPORTS

VISAS

CHILD ABDUCTION

LAW & POLICY

Search this Site

GO

Passports

Apply for Passport

Renew Passport

Processing Times

Fees

Forms

Photo Requirements

Get a Passport in a Hurry

Application Status

Passport Card

Change or Correct Passport

Lost or Stolen Passports

FAQs

Contact Us

Policy and Announcements

About Our Office

Passport by Mail: DS 82

Print

Email

SUBMIT FORM DS-82 IF ALL OF THE FOLLOWING ARE TRUE:

Your Most Recent U.S. Passport:

- Is **undamaged** and can be **submitted** with your application
- Was issued when you were **age 16 or older**
- Was issued within the last **15 years**
- Was issued in your **current name** or you can legally document your name change

Select COMPLETE ONLINE AND PRINT



If you answered no to **any** of the above statements you are **not** eligible to use Form DS-82! You **must** follow the instructions on [How to Apply for the First Time \(In Person\)](#).

STEPS TO SUBMITTING FORM DS-82:

Read and understand **Steps 1-3** before leaving this page.

STEP 1: Complete and Print Form

Enter your information online and print Form DS-82. Print the completed form using black ink on one-sided pages.

Print a blank Form DS-82 and complete by hand. Print the form on one-sided pages and complete with black ink.

OR

Complete Online & Print

Complete by Hand


Check the privacy statement and click SUBMIT

Application for U.S. Passport - Windows Internet Explorer

https://pptform.state.gov/?Submit2=Complete+Online+%26+Print

File Edit View Favorites Tools Help

Application for U.S. Passport

 TRAVEL.STATE.GOV
A SERVICE OF THE BUREAU OF CONSULAR AFFAIRS
U.S. Department of State

Application for U.S. Passport


Before you may enter your personal information to get a passport, you must review the Department of State's [Privacy and Computer Fraud and Abuse Acts Notices and Disclaimers](#).

This link opens a new page. Once you have read the notice and disclaimer, close that window and click on the box below to indicate you have read them.

I have read the Privacy and Computer Fraud and Abuse Acts Notices and Disclaimers.

Submit Cancel

To report technical problems with this web site, please email us at passportweb@state.gov

 This site is managed by the Bureau of Consular Affairs, U.S. Department of State. External links to other Internet sites should not be construed as an endorsement of the views contained therein. [Copyright Information](#) [Disclaimers](#)

Passport and Visa Pages Application System - Windows Internet Explorer

https://pptform.state.gov/FraudAbuseNotice.aspx?Submit2=Complete+Online+%26+Print

File Edit View Favorites Tools Help

Passport and Visa Pages Application System

U.S. DEPARTMENT of STATE
Online Passport Application
TRAVEL.STATE.GOV

Need help with this Site?

Estimate Your Passport Fees

Fill out your application online

What you'll need:

- Most recent passport book (if applicable)
- Emergency contact information
- A printer
- Adobe Acrobat Reader

Apply Online

- Apply for an adult or minor passport for the first time
- Apply for a passport book, card, or both
- Renew an expired passport
- Update or correct passport information
- Replace a damaged or limited validity passport

Submit

Add Visa Pages

- Add blank visa pages to frequently used passports
- Add blank visa pages when traveling to countries that require several blank pages

Report Lost or Stolen

- Submit online a lost or stolen report for adults
- Fill out and print a lost or stolen report for minors

Check Status

- Check the status of a recently submitted passport application

To report technical problems with this web site, please email us at passportweb@state.gov

Done Internet 100%

start | Inboxes - Microsof... | How to use the S... | Passport by Mail:... | Passport and Vis... | Desktop | My Do... | EN | 9:51 AM

Click SUBMIT under APPLY ONLINE

If you receive an error message after clicking on 'Submit,' click on 'Tools' from the main menu bar of your browser and select 'Compatibility View setting' from the pull-down menu. This should refresh your session and enable you to continue completing your application online.



Need help with this Site?

About the Applicant

First Name: * Middle Name:
Last Name: * Suffix:

Complete everything with a red *
Then click NEXT

Date Of Birth (MM/DD/YYYY): * ? City Of Birth: * ?
Country Of Birth: * ? UNITED STATES State/Territory Of Birth: * ? Please Select..

Social Security Number: * ?

Sex: * Male Female
Height: * Feet: Inches:

Hair Color: * Please Select... Eye Color: * Please Select...

Occupation: * ? Employer or School: ?

<< Previous Next >>

To report technical problems with this web site, please email us at passportweb@state.gov



Need help with this Site?

Contact Information

Where should the passport be mailed?

Complete everything with a **red ***
Use your office mailing address.
Then click NEXT at the bottom of the page.

Street Address/RFD#, P.O. Box, or URB: *

Street Address 2

(apartment, company, suite, unit, building or floor if applicable): ?

City: *

Country: *

State: *

Zip Code: *

In Care Of (e.g. In Care Of - Jane Doe): ?

Is This Your Permanent Address? * ?

Yes No

Your Email Address


Email Address: ?

Passport and Visa Pages Application System - Windows Internet Explorer

https://pptform.state.gov/FraudAbuseNotice.aspx?Submit2=Complete+Online+%26+Print#%7B%22_s%22%3A%22%2FwEXAQIic3RhdGVLZkxkCA90fq1gONQdpVqIw... Live Search

File Edit View Favorites Tools Help

Passport and Visa Pages Application System

 U.S. DEPARTMENT of STATE
Online Passport Application

Travel Plans

Please complete this section with **known** or **anticipated** travel plans.

Date Of Your Trip (MM/DD/YYYY)? Duration Of Trip?

Countries To Be Visited?

Note: If you are traveling within two weeks, do not mail in your passport application. If you do, your application may not be completed before your travel date. Please call the National Passport Information Center at 1-877-487-2778 (TDD: 1-888-874-7793) to make an appointment to appear in person at a Passport Agency and receive expedited processing. The automated appointment system is available twenty-four hours a day, seven days a week.

Even though this page has no **red ***s, please fill in.

Date of trip: 1st day of the Industry Study trip abroad. If you don't know the class or the date yet, just put one month from today.

Duration of trip: 2 weeks

Countries to be visited: France, South Africa, China, Taiwan and Panama (generic that we use for all requests)

Then click NEXT

<< Previous Next >>

To report technical problems with this web site, please email us at passportweb@state.gov

If travel plans vary from the above, enter that information instead.

Done Internet 100%

start | Inboxes - Microsof... | How to use the S... | Passport by Mail... | Passport and Vis... | Desktop | My Do... | EN | 9:59 AM



Need help with this Site?

Who should we contact in case of an emergency?

First & Last Name:

Street Address / RFD# Or P.O. Box:

City:

Zip Code:

Relationship:

Apt/Suite#:

State:

Telephone Number (no dashes):

Nothing required on this page.
Just click NEXT

<< Previous Next >>

To report technical problems with this web site, please email us at passportweb@state.gov

Passport and Visa Pages Application System - Windows Internet Explorer

https://pptform.state.gov/FraudAbuseNotice.aspx?Submit2=Complete+Online+%26+Print.#%7B%22_s%22%3A%22%2FwEXAQUIC3RhdGVLZkCB5%2Bv6nsEYUsNWQ

File Edit View Favorites Tools Help

Passport and Visa Pages Application System

U.S. DEPARTMENT of STATE
Online Passport Application
TRAVEL.STATE.GOV

Need help with this Site?

Your Most Recent Passport

Have you been issued any of the following? *

Passport Book Passport Card Both None

<< Previous Next >>

To report technical problems with this web site, please email us at passportweb@state.gov

Click whatever applies

Then click NEXT

Done

start Inbox - Microsof... How to use the S... Passport by Mail... Passport and Vis... Desktop My Do EN Internet 100% 10:04 AM



Need help with this Site?

Your Most Recent Passport

Have you been issued any of the following? *

Passport Book Passport Card Both None

Passport Book

Do you still have the book in your possession? *

- Yes
- No, it was Lost
- Yes, but it was Damaged or Mutilated
- No, it has been Stolen

NOTE! By selecting Yes you will be required to submit your book with your application.

The date your most recent passport book was issued (MM/DD/YYYY):

Your name as printed on your most recent book:
First and Middle Name:

Last Name:

Book number:

If you selected Passport Book, Passport Card or BOTH, fill in your info.
Then click NEXT

<< Previous Next >>

To report technical problems with this web site, please email us at passportweb@state.gov

Passport and Visa Pages Application System - Windows Internet Explorer

https://pptform.state.gov/FraudAbuseNotice.aspx?Submit2=Complete+Online+%26+Print#%7B%22_s%22%3A%22%2FwEXAQIc3RhdGVZxkCB0xtMrwkRur1ryf8xq

File Edit View Favorites Tools Help

Passport and Visa Pages Application System

U.S. DEPARTMENT of STATE
Online Passport Application
TRAVEL.STATE.GOV

Need help with this Site?

Your Most Recent Passport

Has your name changed since your most recent document was issued? *

Yes, it has changed since I got my passport book

No, it has not changed since I was issued a document

<< Previous Next >>

To report technical problems with this web site, please email us at passportweb@state.gov

Check what is applicable.
Then click NEXT

Done Internet 100%

start Inbox - Microsof... How to use the S... Passport by Mail:... Passport and Vis... Desktop My Do... EN 10:08 AM

Passport and Visa Pages Application System - Windows Internet Explorer

https://pptform.state.gov/FraudAbuseNotice.aspx?Submit2=Complete+Online+%26+Print#%7B%22_s%22%3A%22%2FwEXAQUic3RhdGVZkxkCGI4fICB7R54rSiwTDIZ

File Edit View Favorites Tools Help

Passport and Visa Pages Application System

U.S. DEPARTMENT of STATE
Online Passport Application
TRAVEL.STATE.GOV

Need help with this Site?

Are you known by other names?

Other Names ⓘ

Other First Name: Other Last Name:

To report technical problems with this web site, please email us at passportweb@state.gov

Fill in what is applicable.
Then click NEXT

Done Internet 100%

start | Inboxes - Microsof... | How to use the S... | Passport by Mail... | Passport and Vis... | Desktop | My Do... | EN | 10:09 AM

Passport and Visa Pages Application System - Windows Internet Explorer

https://pptform.state.gov/FraudAbuseNotice.aspx?Submit2=Complete+Online+%26+Print#%7B%22_s%22%3A%22%2FwEXAQUIc3RhdGVkCC4cT4len7pC69r2C%...

U.S. DEPARTMENT of STATE
Online Passport Application
TRAVEL.STATE.GOV

Need help with this Site?

Passport Application Review

Review the data below and make edits if needed

Name Provided: **John Doe** [Edit](#)
Date Of Birth:
Place Of Birth: **STAMFORD, CT**
Social Security Number: **000-00-0000**
Sex:
Height:
Hair Color: **Brown**
Eye Color: **Hazel**
Occupation: **USGOV**
Employer:

Mailing Street Address: **260 5TH AVE** [Edit](#)
Mailing Street Address 2:
City: **FORT MCNAIR**
Country: **USA**
State: **DC**
Zip Code: **20319**
In Care Of:

Permanent Address Same As Mailing Address?: **Yes** [Edit](#)

Email Address:
Phone: [Edit](#)

Double check everything.
Then click NEXT at the bottom of the page.

Done Internet 100%

start | Inboxes - Microsof... | How to use the S... | Passport by Mail... | Passport and Vis... | Desktop | My Do... | EN | 10:10 AM

Passport and Visa Pages Application System - Windows Internet Explorer

https://pptform.state.gov/FraudAbuseNotice.aspx?Submit2=Complete+Online+%26+Print#%7B%22_s%22%3A%22%2FwEXAQUic3RhdGVkCDOFFy00s9fvCGV7IYf

U.S. DEPARTMENT of STATE
Online Passport Application
TRAVEL.STATE.GOV

Need help with this Site?

Passport Products and Fees

Travel Document For

Passport Book (\$110): [?](#) \$110

- 52 Page Book (Non-Standard)
The Non-Standard Passport 52-page book is for those who frequently travel abroad and is recommended for applicants who have previously required the addition of visa pages.
- Passport Card (\$30): [?](#)
The U.S. Passport Card CANNOT be used for international air travel. This travel document can be used to enter the United States from Canada, Mexico, the Caribbean, and Bermuda at land border crossings or sea ports-of-entry.

Passport Book

Delivery Options [?](#)

- Priority Mail (FREE): \$0
- Overnight (\$12.72):

Additional Options

- Expedite (\$60): [?](#)

Total Cost For \$110.00

*No Passport Fee Exceptions: If you are eligible for a no fee passport, please contact your agency or military branch travel coordinator.

[<< Previous](#) [Next >>](#)

This is a no fee passport but you have to click on something to get past this screen. Select PASSPORT BOOK and PRIORITY MAIL, then click NEXT

Passport and Visa Pages Application System - Windows Internet Explorer

https://pptform.state.gov/FraudAbuseNotice.aspx?Submit2=Complete+Online+%26+Print.#%7B%22_s%22%3A%22%2FwEXAQUic3RhdGVZkxkCDRNsdpw1JLeBxNhf... Live Search


File Edit View Favorites Tools Help

Passport and Visa Pages Application System

National Passport Processing Center
Post Office Box 90155
Philadelphia, PA 19190-0155

NOTE: If you are traveling within 2 weeks, you can make an appointment to apply at a Passport Agency by contacting the National Passport Information Center toll-free at 1-877-487-2778 (TDD: 1-888-874-7793). The automated appointment system is available 24/7.

3 What to Submit With Your Application(s)

One Recent Passport Photo
 [Click here](#) to view details on submitting a passport photo

Correct Passport Fees
 Your total passport fees are: \$110.00
See the [Passport Fees](#) for more information.

Most Recent U.S. Passport Book


I have read and acknowledge the steps and information contained above.

1. Create Form

This will generate your passport application(s) form as a pdf file. Review the .pdf file for accuracy and completeness. When finished, print this form.

[Create Form](#)

* [Adobe Acrobat](#) is required

2. Start New Application

This will return you to the beginning of the wizard so you may complete another form. Note: Please be sure to create your current form before proceeding.

[Start New Application](#)

At the bottom of this page, check the box then click CREATE FORM.

For more information on how and where to apply for a passport, See [Get or Renew a Passport.](#)

To report technical problems with this web site, please email us at passportweb@state.gov

Done Internet 100%

start | Inbox - Microsof... | How to use the 5... | Passport by Mail... | Passport and Vis... | Desktop | My Do... | EN | 10:13 AM

National Passport Processing Center
Post Office Box 90155
Philadelphia, PA 19190-0155

NOTE: If you are traveling within 2 weeks, you can make an appointment to apply at a Passport Agency by contacting the National Passport Information Center toll-free at 1-877-487-2778 (TDD: 1-888-874-7793). The automated appointment system is available 24/7.

SAVE form, then open it.

3 What to Submit With Your Application(s)



One Recent Passport Photo

[Click here](#) to view details on submitting a passport photo



Correct Passport Fees

Your total passport fees



Most Recent U.S. Passport Book

I have read and acknowledge the steps and information

File Download

Do you want to open or save this file?

Name: PassportApplicationComplete.pdf
Type: Adobe Acrobat Document, 72.5KB
From: pptform.state.gov

Open Save Cancel

While files from the Internet can be useful, some files can potentially harm your computer. If you do not trust the source, do not open or save this file. [What's the risk?](#)

1. Create Form

This will generate your passport application(s) form as a pdf file. Review the .pdf file for accuracy and completeness. When finished, print this form.

Create Form

* [Adobe Acrobat](#) is required

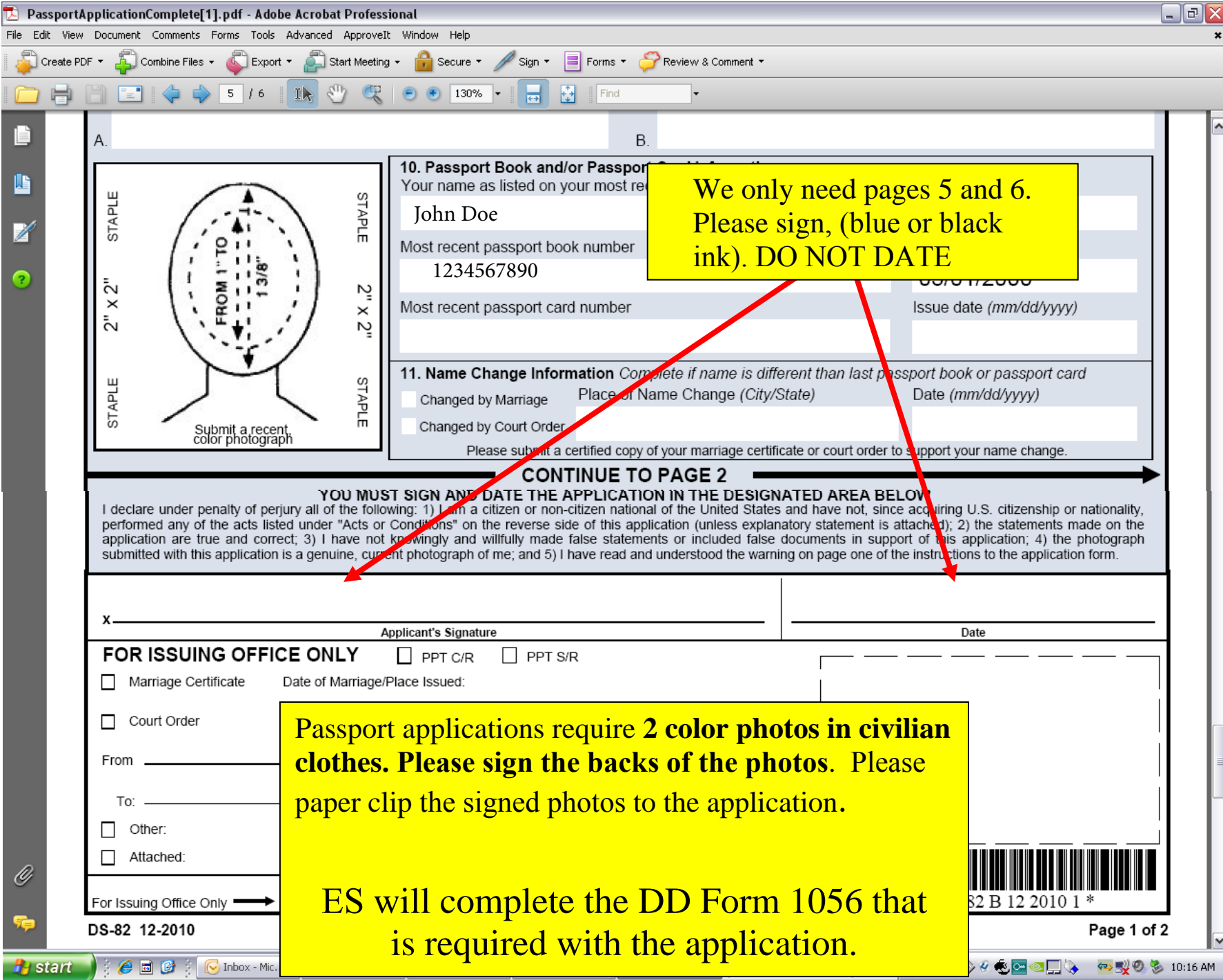
2. Start New Application

This will return you to the beginning of the Wizard so you may complete another form. Note: Please be sure to create your current form before proceeding.

Start New Application

For more information on how and where to apply for a passport, See [Get or Renew a Passport](#).

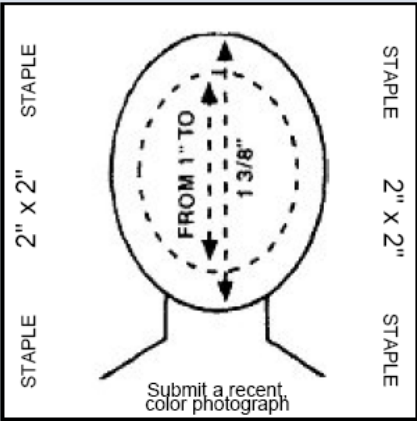
To report technical problems with this web site, please email us at passportweb@state.gov



We only need pages 5 and 6. Please sign, (blue or black ink). DO NOT DATE

Passport applications require 2 color photos in civilian clothes. Please sign the backs of the photos. Please paper clip the signed photos to the application.

ES will complete the DD Form 1056 that is required with the application.



10. Passport Book and/or Passport Card
Your name as listed on your most recent passport book or card

John Doe

Most recent passport book number
1234567890

Most recent passport card number

Issue date (mm/dd/yyyy)

11. Name Change Information Complete if name is different than last passport book or passport card

Changed by Marriage Place of Name Change (City/State) Date (mm/dd/yyyy)

Changed by Court Order

Please submit a certified copy of your marriage certificate or court order to support your name change.

CONTINUE TO PAGE 2

YOU MUST SIGN AND DATE THE APPLICATION IN THE DESIGNATED AREA BELOW

I declare under penalty of perjury all of the following: 1) I am a citizen or non-citizen national of the United States and have not, since acquiring U.S. citizenship or nationality, performed any of the acts listed under "Acts or Conditions" on the reverse side of this application (unless explanatory statement is attached); 2) the statements made on the application are true and correct; 3) I have not knowingly and willfully made false statements or included false documents in support of this application; 4) the photograph submitted with this application is a genuine, current photograph of me; and 5) I have read and understood the warning on page one of the instructions to the application form.

x _____

Applicant's Signature Date

FOR ISSUING OFFICE ONLY PPT C/R PPT S/R

Marriage Certificate Date of Marriage/Place Issued:

Court Order

From _____

To: _____

Other:

Attached:

For Issuing Office Only →

DS-82 12-2010

